

COLLEGE KICK-OFF

PRESENTATION FOR SENIORS

TUESDAY, SEPTEMBER 3

Why are we here today?

- ▶ We will discuss types of colleges.
- ▶ We will cover how the application process works and the senior year timeline.
- ▶ We will talk about how to earn financial aid.

What is College? Why is college important?



What is “College”?

- ▶ Questions for the audience: Who can define the word “college”? Who can tell us why college is beneficial?
- ▶ College can best be thought of as a place for higher learning “post-secondary school” (after high school) to help you along your career journey.
- ▶ “Go to college so that you can do something that you otherwise could not do (without college).”

Types of *Post-Secondary* Programs

Four-Year College or University



Earn Bachelors and Advanced Degrees

Community or Junior College (2-year)



Earn Associates and Certificates

Apprenticeships



Earn pay raises every 1,000 hours and become a journey worker for a trade.

Military



Gain experience in a variety of career fields, serve your country and earn GI Bill.

4-year college

- ▶ Attend a four-year colleges if:
 - ▶ Your career path requires* a Bachelors, Masters, Doctoral or Professional degree.
 - ▶ You have 2.5GPA (weighted) and 990 SAT (minimums for non-selective colleges).
 - ▶ You are admitted to a CHANCE Program.
- ▶ Common Careers for requiring 4-year college.
 - ▶ Teacher, CPA, Physician, Lawyer, Airline Pilot, Engineer, Therapists, Marketing Managers, Human Resources, Actuaries, Software Developers, etc. (Use Naviance or ask a counselor about the degrees required for your field.)

*Some careers do not require a bachelor's degree but obtaining one is helpful (IE. Police officer, Registered Nurse).

Junior or Community College

- ▶ Attend a 2-year Community or Junior College if:
 - ▶ Your career path requires an Associates Degree or Certificate.
 - ▶ Your career path requires a Bachelors Degree but your GPA is less than 2.5 and/or SAT is less than 990. **Strong academic performance allows you to “redeem” a weaker high school transcript.**
 - ▶ It makes financial sense to start at a community college.*
- ▶ Common careers for 2-year colleges.
 - ▶ CNC Machine Operator, Dental Hygienist, Chef, Auto/Diesel Mechanic, Sonographer, Registered Nurse, Welder, Medical Assistant, Dental Assistant, Drafter and more.

*SOMETIMES A COMMUNITY COLLEGE START **SAVES** YOU MONEY, SOMETIMES IT **COSTS** YOU MONEY!

Apprenticeship Program

- ▶ Become a trade union apprentice if you wish to become:
- ▶ A laborer, pipefitter, plumber, carpenter, painter, installer, machine operators, teamster, etc.
- ▶ Apprentices are “workers who learn” and earn a good hourly wage. Pay increases occur every 1,000 hours. Journey workers typically earn \$60,000 - \$90,000/year with opportunity to earn higher wages as managers, superintendents and business owners.
- ▶ The classroom education component is free.
- ▶ Must be willing and able to travel to worksites.
- ▶ Must make wise decisions and be on-time. Many unions cut people for failing drug/alcohol tests.

Military

- ▶ Enlist or become an officer if you wish to serve your country as a Soldier, Marine, Airman or Sailor. MANY different careers in the military are available.
- ▶ To enlist active duty or reserves, contact a recruiter (they visit the cafeteria often).
- ▶ To become an officer, apply to an academy or apply to a college ROTC program.
- ▶ **Note: Students can receive large amounts of financial aid via the GI Bill.**

Timeline and Application Process

4-year college

- ▶ Complete the Free Application for Federal Student Aid (**FAFSA**) after October 1st and before November 15th to ensure eligibility for grants.
- ▶ Application deadlines vary, the earliest priority deadline is November 1st.
- ▶ Complete FAFSA “verification” when requested.
- ▶ Receive financial aid letters from December through April.
- ▶ Decision Day is May 1st (check with your college of choice to see if this is a hard deadline).
- ▶ Make initial deposit at time of comital.

2-year College

- ▶ Admissions is “open enrollment”.
- ▶ Follow Financial Aid Steps listed under 4-year College
- ▶ Complete the New Student Enrollment form by end of November to be eligible for the Foundation Scholarships (due January 15th).
- ▶ Complete all enrollment steps prior to May 1st for priority course selection

Timeline and Application Process cont.

Apprenticeship Programs

- ▶ Applications open throughout the year for students 18 and older.
- ▶ Apply to the correct local (based on where you live).
- ▶ For more information, visit [cisco.org](https://www.cisco.org) .

Military

- ▶ To enlist, check in with local recruiters for the application process.
- ▶ To apply to an academy...hopefully you already started the process (requires congressional recommendations).
- ▶ To apply to an ROTC program, follow the college's application deadlines.

How do we pay for this?

Financial Aid

Three Types of Financial Aid

- ▶ Institutional Aid
- ▶ Private Aid
- ▶ Government (or Federal) Aid

Institutional Aid

- ▶ Some colleges offer need-based grants (or meet 100% of need as determined by the FAFSA or as determined by an institutional aid form for undocumented students.)
- ▶ Some colleges allow you to compete for full-ride scholarships.
- ▶ Most colleges (NOT ALL) provide scholarships based on your GPA and SAT Scores. These are called **merit scholarships**.

An example of a Merit Scholarship

ACT/SAT	36-33	32-30	29-27	26-25	24-23	22-21	20-19	<19
GPA	1600-1490	1480-1390	1380-1280	1270-1200	1190-1130	1120-1060	1050-980	<970
>4.00	25,000	23,000	21,000	19,000	17,000	15,000	13,000	11,000
3.81-4.00	24,500	22,500	20,500	18,500	16,500	14,500	12,500	10,500
3.61-3.80	24,000	22,000	20,000	18,000	16,000	14,000	12,000	10,000
3.41-3.60	23,500	21,500	19,500	17,500	15,500	13,500	11,500	9,500
3.21-3.40	23,000	21,000	19,000	17,000	15,000	13,000	11,000	9,000
3.01-3.20	22,500	20,500	18,500	16,500	14,500	12,500	10,500	8,500
2.81-3.00	22,000	20,000	18,000	16,000	14,000	12,000	10,000	8,000
<2.8	21,500	19,500	17,500	15,500	13,500	11,500	9,500	7,500

Private Aid

- ▶ Private aid is earned by filing out scholarship applications and sending them to the company, organization or person offering them.
 - ▶ You might work for an employer that offers scholarships. Ask!
- ▶ Awards can range from \$200 to full-rides.
- ▶ Most require a student to come from a low-income household.
- ▶ Community service, school involvement and writing ability help.
- ▶ Generally high GPAs and SAT scores help, but there are some exceptions.

Private Scholarships Continued.

- ▶ Go to Naviance -> College Tab -> Scholarships and Money -> Scholarship List
- ▶ Naviance will either have a website to visit or a .pdf to print out for applications.

Coca-Cola Scholars	10/31	20,000	✓				
Horatio Alger Association	10/25	25,000	✓	✓			
Golden Door Scholarship	10/25	2,000					
2018 Youth Awards	10/15	3,000	✓				
Rhea of Hope	9/15	N/A					
Gates Scholarship	9/15	Varies-Full tuition, Room and board, and personal expenses covered through	✓	✓	✓	✓	

Government (Federal) Aid

- ▶ By completing the FAFSA (October!) you may qualify for need-based grants (up to \$12,000/year) & work study (up to \$3,000/year)
- ▶ All qualify for loans (\$5,500 - \$7,500/year).
- ▶ We will host a FAFSA workshop for families on Monday, October 7th from 5:30pm-7:30 in the College and Career Center and ISAC is here every Tuesday and Thursday during lunch/study hall hours (in the CCC).
- ▶ Undocumented students may now qualify for the MAP Grant (worth \$5,300/year) due to the RISE ACT. More information will follow. Applications will be open after January 1st.
- ▶ OPENS OCTOBER 1ST

FAFSA Workshops

October 7th, 2019	5:30 to 7:30pm College and Career Center	FAFSA Completion Workshop
October 15th, 2019	5pm to 7pm Aurora Public Library Eola Branch	FAFSA Completion Workshop
Every Tuesday & Thursday there will be an ISAC representative in the College & Career Center to help with FAFSA		

Where do I find Naviance?

Student Resources



Student Portal -
Infinite Campus

[More info](#)



Office 365

[More info](#)




Naviance

[More info](#)



Review360

[More info](#)




District Library
Homepages
(Destiny)

[More info](#)



Xello

[More info](#)



Naviance eDocs

- ▶ Requesting Letters of Recommendation
 - ▶ Have a conversation with your teacher/counselor **FIRST**
 - ▶ Allow at least a week before the due date
 - ▶ If necessary, complete a Teacher Recommendation Request Form
 - ▶ Make the request through Naviance:
 - ▶ Colleges I'm Applying To
 - ▶ Letters of Recommendations
 - ▶ Add Request
 - ▶ Select a Teacher or Counselor
 - ▶ Select "all future and current colleges"

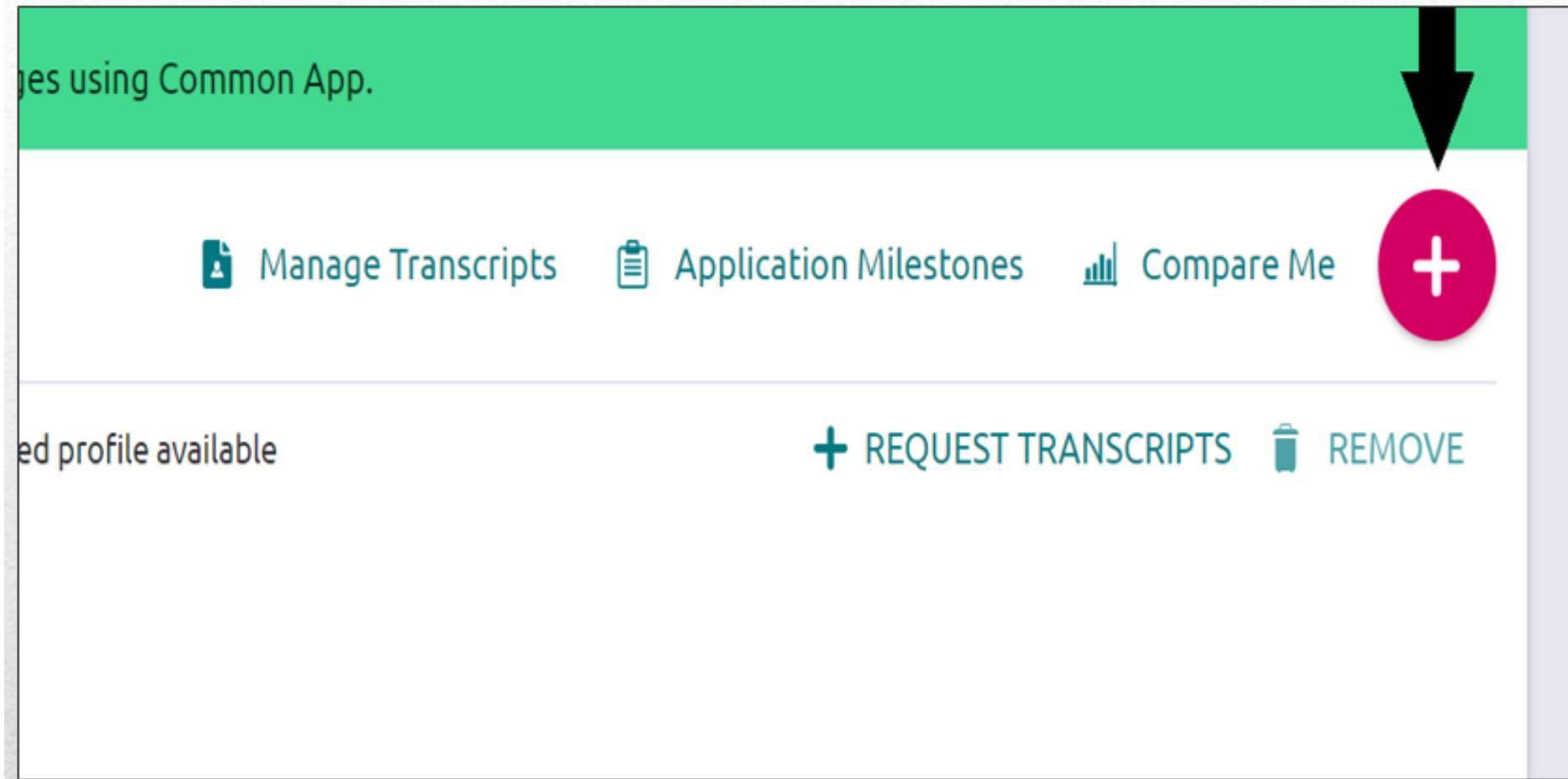
How to add schools

The screenshot displays the Naviance Student interface. At the top left, the logo reads "Naviance | Student". A navigation menu includes "Home", "Courses", "Colleges", "Careers", "About Me", and "My Plans". A welcome message says "Welcome, Demo Sheahan!". Below this is a search bar with the text "Search for Colleges" and a dropdown arrow, followed by a search input field containing "Type a college name" and a "SEARCH" button.





The main content area is divided into two columns. The left column is titled "Welcome to Family Connection" and contains text explaining the tool's purpose. The right column is titled "My Favorites" and contains two items:



- The first item features a heart icon, the text "COLLEGES", and "I'm thinking about". A blue arrow points from a callout box to this item. The callout box contains the text: "This is for schools in which you are interested and to which you may choose to apply".
- The second item features a graduation cap icon, the text "COLLEGES", and "I'm applying to". A blue arrow points from a callout box to this item. The callout box contains the text: "This is for schools to which you have started to apply".

How to add schools



es using Common App.

 Manage Transcripts  Application Milestones  Compare Me 

ed profile available  REQUEST TRANSCRIPTS  REMOVE

The image shows a screenshot of a web application interface. At the top, there is a green header bar with the text "es using Common App." Below this, there is a navigation menu with four items: "Manage Transcripts" (with a user icon), "Application Milestones" (with a clipboard icon), "Compare Me" (with a bar chart icon), and a red circular button with a white plus sign. A large black arrow points down to this red button. Below the navigation menu, there is a horizontal line, and then the text "ed profile available" followed by two buttons: "+ REQUEST TRANSCRIPTS" and "REMOVE" (with a trash can icon).

Adding Schools & Requesting Transcripts

1

Colleges I'm thinking about

+ Add Colleges to List **Add schools here**

1 select **Move schools from "thinking about" to "applying to" here** **MOVE TO APPLICATION...**

College	Delivery type	Added By	Expected Difficulty*	Applicati Deadline
<input type="checkbox"/> College of DuPage		Student	N/A	N
<input checked="" type="checkbox"/> Eastern Illinois University		Student	N/A	N

2

Cancel Move to College Applications

STEP 1 Add Applications

STEP 2 Request Transcripts

Eastern Illinois University

Which application deadline do you prefer?
N/A

How will you submit your application?
Direct to the institution

I've already sent my application

Indicate if you are applying through Common App (if available)

Click here

Add Applications **ADD AND REQUEST TRANSCRIPTS**

Colleges you are applying to

Colleges I'm applying to Search for colleges

✓ Your Common App account has been matched.
Your FERPA status is not waived. You're ready to apply to colleges using Common App.

[Click here to add school to this list](#)

[Manage Transcripts](#) [Application Milestones](#) [Compare Me](#) [+](#)

Shows if transcripts have been requested

+ extended profile available

+ REQUEST TRANSCRIPTS REMOVE

College	Type	Deadline	Expected Difficulty*	Transcripts	Office materials	Submission Type	
<input type="checkbox"/> Aurora University	RD	Regular Decision	June 1	N/A	requested	Pending	Unknown EDIT MORE
<input type="checkbox"/> Click box to indicate school you need		February	N/A	requested	Pending	Submitted	EDIT MORE
<input type="checkbox"/> University of Illinois at	RD	Regular Decision	N/A	no request	Pending	Submitted	EDIT MORE

[Click here to request transcript](#)

Requesting Transcripts

What type of transcript are you requesting?

- Initial
- Mid year
- Final



Click "initial"
If you need to go back and request midyear or final at a later time, you will be able to do so

What additional materials, if any, do you want included?

- Unofficial SAT Scores
- Unofficial ACT Scores

Where are you sending the transcript/s?

University of Illinois at Chicago

Request and Finish



Click to complete request

 Naviance | Student

✓ Confirmation

Successfully added college application(s) and received transcript request.

Common App

- ▶ IF you want to apply to multiple schools on the Common Application and/or you are applying to a school that makes you use the Common App, you must create a Common App account and link it to Naviance.
- ▶ Go to: Commonapp.org
- ▶ Fill out the application, add schools, waive FERPA. All letters of recommendation requisitions must be done on NAVIANCE. DO NOT request writers through the Common App.

Night School

- ▶ Sessions
 - ▶ Monday - Thursday
 - ▶ 3:30pm - 6pm
 - ▶ 5:30pm - 8pm
- ▶ See your counselor to sign up!
 - ▶ CLASSES are free
 - ▶ Do not wait to sign up; space is limited
- ▶ If a required course is not passed (Consumers, Government, English) it must be made up in night school!
- ▶ STARTS SEPTEMBER 9TH!!

Senior Conference

- ▶ Starting September into October
- ▶ Be conscious of pass
- ▶ If you must reschedule please come down and work out a time with your counselor
- ▶ It is okay to be unsure of WHAT you want to be
 - ▶ Naviance Surveys is a great place to start
- ▶ Be prepared to discuss WHO you want to be
- ▶ **MAKE SURE YOU ARE ON TRACK FOR 22 REQUIRED CREDITS FOR GRADUATION**
- ▶ Graduation is May 22nd
 - ▶ Mandatory Graduation rehearsal is May 21st

SAT DATES

SAT Test Date	Registration Deadline	Late Registration Deadline
October 5th, 2019*	September 6th	September 24th
November 2nd, 2019	October 3rd	October 22nd
December 7th, 2019*	November 8th	November 26th
March 14th, 2020	February 14th	March 3rd
May 2nd, 2020	April 3rd	April 21th
June 6th, 2020*	May 8th	May 27th

ACT Dates

Test Date	Registration	Late Registration
October 26th, 2019	September 20th	October 4th
December 14th, 2019	November 8th	November 22nd
February 8th, 2020	January 10th	January 17th
April 4th, 2020	February 28th	March 13th

Survey

- ▶ Type in the link

- ▶ **bit.ly/2zux5wf**

- ▶ Log into your school email

- ▶ ID#@D131.org

- ▶ Password - Initials + DOB

- ▶ @EAHSCounseling

- ▶ Senior Class 2020 Remind Info:

- ▶ Text 81010

- ▶ Message: @tomcats2020

EA Ambassador

A red poster with a jagged, torn-edge border. At the top center is a black downward-pointing arrow containing the text "presented by EAHS". The background features a faint, stylized illustration of a cougar's face. The text is centered and reads: "BECOME AN EA AMBASSADOR", "WHO: CURRENT JUNIORS & SENIORS", "WHAT: STUDENT LEADERS REPRESENTING EAHS BOTH ON CAMPUS AND IN THE COMMUNITY", "HOW: PICK UP AN APPLICATION IN ROOM 103 OR 301A", and "APPLICATIONS DUE: SEPTEMBER 12, 2019 @ 3:30 PM".

presented by
EAHS

BECOME AN

**EA
AMBASSADOR**

WHO: CURRENT JUNIORS &
SENIORS

WHAT: STUDENT LEADERS
REPRESENTING EAHS BOTH ON
CAMPUS AND IN THE
COMMUNITY

HOW: PICK UP AN APPLICATION
IN ROOM 103 OR 301A

**APPLICATIONS DUE:
SEPTEMBER 12, 2019
@ 3:30 PM**

Questions?

The background features abstract, overlapping geometric shapes in various shades of blue, ranging from light sky blue to deep navy blue. The shapes are primarily triangles and polygons, creating a dynamic, layered effect. The overall composition is clean and modern, with the text 'Questions?' positioned on the left side of the frame.