



Completing the FAFSA Step by Step


Housekeeping Items

- Everyone will be on mute to avoid background noise
- If you have any “quick” questions, please ask them using the Q & A button
 - Please note Q&A questions are public. If you have a private question, make sure to select that you would like that option before sending
- ISAC Corps members will staff the Q & A – Adriana and Elizabeth
- Make sure questions are addressed to all “panelists”
- We have saved time at the end for questions

Free Application for Federal Student Aid

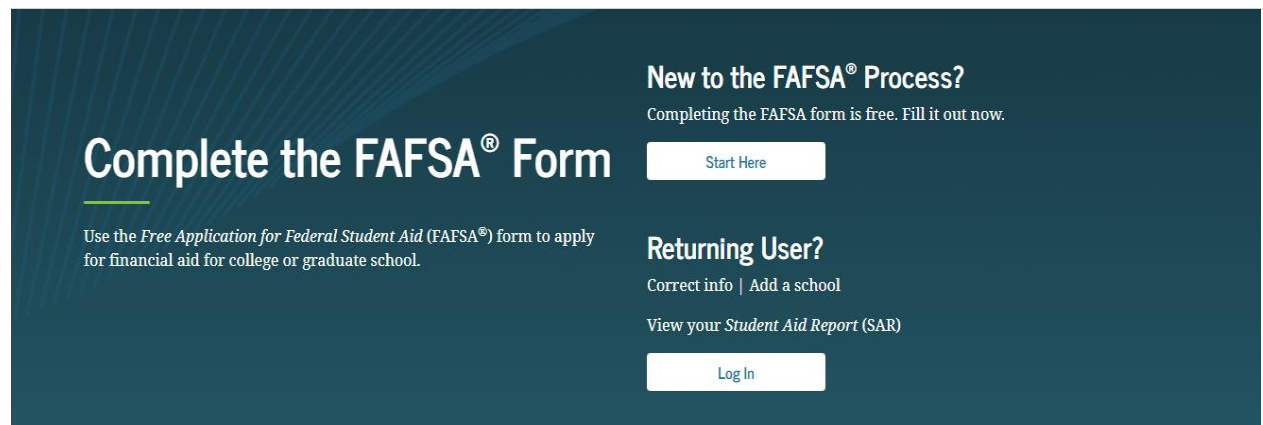
What is a FAFSA?

- It is the first step in the financial aid process.
- The FAFSA is used to apply for federal student financial aid such as the Pell grant, direct student loans, and work-study.
- The FAFSA is used to apply for the Illinois MAP grant.
- Postsecondary schools use it to award non-federal financial aid (i.e. institutional aid).
- There is *no fee* to apply.



FAFSA on the Web

www.FAFSA.gov



Snapshot as of Today

Determines student's ability to pay for his/her education

- Expected Family Contribution (EFC) is calculated based on information entered on the FAFSA
- Use your 2019 federal tax returns, W-2s, and other records of money earned in 2019



Completing the FAFSA

What information is needed?

- ☐ **Social Security Number.** Be sure that it is correct!
- ☐ **Records of income**, such as income earned from work and business, child support paid or received, and any other untaxed income. If available, refer to the W-2 Forms and the Federal Income Tax Return IRS 1040.
- ☐ **Information about assets**, such as savings, certificates of deposit, stock options, bonds, 529 plans and other college savings programs, and investment real estate, business, and farm.
- ☐ **Driver's license number**, if the student has one.
- ☐ **Alien Registration Number**, if student is not a U.S. citizen.
- ☐ **List of Colleges**

Federal Student Aid ID (FSA ID)

- The FSA ID is your electronic signature for the FAFSA
- Students and parents have their own unique FSA ID
- You can use the FSA ID the day it is created; otherwise, it must be created at least 3 business days prior to completing the FAFSA
 - Takes 3 days to authenticate info provided when FSA ID was created
- **Note:** Parents who do not have a SSN cannot obtain an FSA ID but can print a signature page instead

FSA ID Requirements

- Username
- Password
 - Uppercase letters
 - Lowercase letters
 - Numbers
- Challenge questions

Free Application for Federal Student Aid (FAFSA)

- First-time users will click on “Start Here” in “New to the FAFSA Process” section
- Returning users will click on “Log In”
 - In subsequent years, students can “renew” their FAFSA which will result in the demographic information from the prior FAFSA being transferred to a new FAFSA



Starting the FAFSA

- A student can use a FSA ID to start the FAFSA or a parent can start it by entering the student's information.
- Student name must be entered as it appears on Social Security Card
- Make sure that the Social Security Number is correct
 - Correcting SSN is the hardest thing to correct

Login

Log in to the FAFSA

Only students may use their FSA ID to log in. Parents and others can start a FAFSA for a student by entering the student's identifiers. Parents and others can also work on a FAFSA form or correction the student started using the Save Key that the student made. [Help for parents.](#)

Form Approved
OMB No. 1845-0001
App. Exp. 12/31/2022

☐ I am the student

OR

☒ I am a parent, preparer, or student from a Freely Associated State

The student's first name

first

The student's full last name

last

The student's Social Security Number

____-____-____

☐ Show SSN

[From a Freely Associated State?](#)

The student's date of birth (mmddyyyy)

06/06/2000

NEXT

Site Last Updated: Sunday, September 29, 2019

Download [Adobe Reader](#)

©2010 fafsa.gov. All rights reserved.

Starting the FAFSA

- Always select the year that the student will be in college
- 2021 HS grads will complete the 2021 – 2022 FAFSA

Get Started

STUDENT INFORMATION

Welcome, first last!

Fill out your FAFSA form!
To receive federal student financial aid, you need to fill out a FAFSA every school year. Let's get started.

For which school year are you applying for financial aid?

If you are applying for a summer session, or just don't know which application to complete, check with the college you are planning to attend.
[Which school year should I choose?](#)

START 2021-2022 FAFSA OR **START 2020-2021 FAFSA**

FSA ID Last Time, Date FSA ID Used:

FSA ID Status:
[User Account Management](#)
You can use your FSA ID to sign your FAFSA electronically or make corrections to your FAFSA.

Site Last Updated: Sunday, September 29, 2019 [Download Adobe Reader](#)

©2010 fafsa.gov. All rights reserved.

Start Student's 2021-2022 FAFSA

STUDENT INFORMATION

Form Approved
OMB No. 1845-0001
App. Exp. 12/31/2022

Create a Save Key.
The Save Key is for temporary use for you or your parent to return and complete this specific FAFSA.

Create a Save Key ?
....

Re-enter Save Key ?
....

MY FAFSA NEXT

Site Last Updated: Sunday, September 29, 2019

Download [Adobe Reader](#)

©2010 fafsa.gov. All rights reserved.

- Save Key will enable student and/or parent to return to the same iteration of the FAFSA that was last saved.
- Eliminates need to start a new FAFSA.

- Be aware if you're in the student or parent section
- Always use the "Next" and "Previous" buttons.
- Do NOT use the browser's back and forward buttons.

Introduction – 2021-2022 FAFSA

STUDENT INFORMATION

[Expand All](#)

> How can I get help completing my FAFSA?

Get help with each FAFSA question by clicking on the Help (?) icon. You can also search FAFSA Help or view the [FAFSA Help](#) page.

> How many steps does it take to complete?

> How long will it take to complete?

> Can I save my FAFSA if I can't finish it?

> Documents needed to complete the FAFSA

> Signing the FAFSA

> FAFSA on the Web Security and Privacy

NEXT

Site Last Updated: Sunday, September 27, 2020

Download [Adobe Reader](#)

©2010 fafsa.gov. All rights reserved.

Student Demographics

If student uses FSA ID to start FAFSA, information will be prepopulated

Make sure name is exactly as it appears on Social Security Card.

- If last name won't fit, enter as much of it as possible **without** abbreviating.
- If there is a hyphen in the last name as it appears on the Social Security Card, include the hyphen
- Double check date of birth

The screenshot displays the 'Personal Information for Student' section of the FAFSA application. A green message box at the top states 'Application was successfully saved.' Below it, an information box notes: 'Because the FAFSA belongs to the student, "you" and "your" always (unless otherwise noted) refer to the student.' The form includes the following fields:

- Your Social Security Number:** 472-20-2020
- Your first name:** first
- Your middle initial:** (empty)
- Your last name:** last
- Your date of birth:** 06/06/2000

Navigation buttons for 'PREVIOUS' and 'NEXT' are located at the bottom right of the form area. The footer contains the text: 'Site Last Updated: Sunday, September 29, 2019', 'Download [Adobe Reader](#)', and '©2010 fafsa.gov. All rights reserved.'

Student Demographics: Contact Information

The screenshot shows the 'Student E-mail and Phone' form within the FAFSA system. At the top, a dark blue header bar contains the title 'Student E-mail and Phone'. Below this, a navigation bar lists several steps: 'Student Demographics' (highlighted with a pencil icon), 'School Selection', 'Dependency Status', 'Parent Demographics', 'Parent Financials', 'Student Financials', 'Sign & Submit', and 'Confirmation'. The main form area is titled 'STUDENT INFORMATION' in a dark blue box. It contains three input fields: 'Your e-mail address' (with a question mark icon), 'Re-enter your e-mail address' (with a question mark icon), and 'Your telephone number' (with a question mark icon). The first two fields contain the text 'test@yahoo.com', and the third field contains '(594) 594-5945'. At the bottom right of the form area are two buttons: 'PREVIOUS' and 'NEXT'. Below the form area, there is a footer section with the text 'Site Last Updated: Sunday, September 29, 2019' on the left, 'Download [Adobe Reader](#)' on the right, and '©2010 fafsa.gov. All rights reserved.' centered at the bottom.

- Email address should be professional/appropriate, since it will be seen by the college(s).
- Email should not expire at the end of the school year.
- Email should be one that the student checks consistently, since it's the most common form of communication for many colleges

Student Demographics: State Residency

Student Address

Student Demographics

School Selection

Dependency Status

Parent Demographics

Parent Financials

Student Financials

Sign & Submit

Confirmation

STUDENT INFORMATION

Your permanent mailing address (include apt. number)

123 Oakdale Dr.

Your city (and country if not U.S.)

Coralville

Your state

Iowa

Your ZIP code

52317

PREVIOUS

NEXT

Site Last Updated: Sunday, September 29, 2019

Download [Adobe Reader](#)

©2010 fafsa.gov. All rights reserved.

➤ Address and where one lives can help determine eligibility for the MAP grant.

Student Demographics: State Residency

- **DACA (Deferred Action for Childhood Arrivals)** – should complete Alternative Application for Illinois Financial Aid to be considered for MAP, since DACA students are **not** eligible for **federal** student aid
- Student must be US citizen or eligible noncitizen (e.g., US permanent resident, etc.) to be eligible for federal aid

The screenshot shows a web form titled "Student Residency and Eligibility". At the top, there is a navigation bar with the following tabs: "Student Demographics" (active), "School Selection", "Dependency Status", "Parent Demographics", "Parent Financials", "Student Financials", "Sign & Submit", and "Confirmation". Below the navigation bar, the "STUDENT INFORMATION" section is highlighted. It contains two questions:

- "Have you lived in Iowa for at least 5 years?" with radio button options "Yes" (selected) and "No".
- "Are you a U.S. citizen?" with a dropdown menu showing "Yes, I am a U.S. citizen (or U.S. national)".

At the bottom right of the form, there are two buttons: "PREVIOUS" and "NEXT". At the very bottom of the page, there is a footer with the text "Site Last Updated: Sunday, September 29, 2019" on the left, "Download [Adobe Reader](#)" on the right, and "©2010 fafsa.gov. All rights reserved." in the center.

Student Demographics: High School and College Status

- Current HS students select HS diploma or GED for high school completion status
- Never attended college (i.e. not previously been in a degree seeking program in college)
- Only individuals pursuing their first undergraduate degree are eligible for MAP and PELL
- Work-study may be limited at certain colleges. If student selects, “Don’t Know,” the student will most likely **not** be offered work-study.

Student Education

Student Demographics

School Selection

Dependency Status

Parent Demographics

Parent Financials

Student Financials

Sign & Submit

Confirmation

STUDENT INFORMATION

What will your high school completion status be when you begin college in the 2020-2021 school year? ?

High school diploma ▼

What college degree or certificate will you be working on when you begin the 2020-2021 school year? ?

1st bachelor's degree ▼

Will you have your first bachelor's degree before you begin the 2020-2021 school year? ?

☐ Yes ☒ No

What will your college grade level be when you begin the 2020-2021 school year? ?

Never attended college/1st yr. ▼

Are you interested in being considered for work-study? ?

☐ Yes ☐ No ☒ Don't know

PREVIOUS

NEXT

Student Demographics: Selective Service

The screenshot displays the 'Student Selective Service' form. At the top, a dark blue header contains the title. Below it, a horizontal navigation bar lists several steps: Student Demographics (active), School Selection, Dependency Status, Parent Demographics, Parent Financials, Student Financials, Sign & Submit, and Confirmation. The main content area is titled 'STUDENT INFORMATION' and contains three questions with radio button options. The first question, 'Are you male or female?', has 'Male' selected. A blue-bordered information box follows, stating that most male citizens and male immigrants must register with the Selective Service System to receive federal student aid. The second question, 'Are you registered with the Selective Service System?', has 'No' selected. The third question, 'Do you want us to register you with the Selective Service System?', has 'Yes' selected. At the bottom right of the form are 'PREVIOUS' and 'NEXT' buttons. The footer includes the text 'Site Last Updated: Sunday, September 29, 2019', a link to 'Download Adobe Reader', and a copyright notice '©2010 fafsa.gov. All rights reserved.'

Student Selective Service

Student Demographics School Selection Dependency Status Parent Demographics Parent Financials Student Financials Sign & Submit Confirmation

STUDENT INFORMATION

Are you male or female?

☒ Male ☐ Female

i Most male citizens and male immigrants must register with the Selective Service System to receive federal student aid.

Are you registered with the Selective Service System?

☐ Yes ☒ No

Do you want us to register you with the Selective Service System?

☒ Yes ☐ No

PREVIOUS NEXT

Site Last Updated: Sunday, September 29, 2019 Download [Adobe Reader](#)

©2010 fafsa.gov. All rights reserved.

- All males must register with Selective Service (federal law); not registering will disqualify student for federal financial aid. Transgender students may qualify for MAP if disqualified for federal due to not registering for selective service; will need to complete Alternative Application for Illinois Financial Aid
- Registering for Selective Service is **not** enlisting in the military
- Males can register via the FAFSA; question is not asked of individuals with designation of female at birth
- Males do not have to be 18 in order to select “register me” on the FAFSA

Student Demographics: Driver's License

The screenshot shows a web application titled "Student Driver's License". At the top, there is a navigation bar with the following tabs: "Student Demographics" (which is highlighted with a pencil icon), "School Selection", "Dependency Status", "Parent Demographics", "Parent Financials", "Student Financials", "Sign & Submit", and "Confirmation". Below the navigation bar, the "STUDENT INFORMATION" section is active. It contains two input fields: "Your driver's license number (if you have one)" and "Your driver's license state". The first field is a text box, and the second is a dropdown menu currently showing "Select". Both fields have a question mark icon to their right. At the bottom right of the form, there are two buttons: "PREVIOUS" with a left arrow and "NEXT" with a right arrow. At the very bottom of the page, there is a footer with the text "Site Last Updated: Sunday, September 29, 2019" on the left, "Download [Adobe Reader](#)" on the right, and "©2010 fafsa.gov. All rights reserved." in the center.

- Listing driver's license is optional, but enter it if possible; will help with proof of Illinois residency for MAP eligibility

Student Demographics: Student Foster Care and Parent Education Completion

- Youth-in care (i.e. foster care) students are eligible for additional benefits/programs
- Educational attainment of parents is optional; may be used by schools for consideration for any first-generation programs/awards

Student Foster Care and Parent Education Completion

Student Demographics

School Selection

Dependency Status

Parent Demographics

Parent Financials

Student Financials

Sign & Submit

Confirmation

STUDENT INFORMATION

Are you a foster youth or were you at any time in the foster care system? ?
☐ Yes ☒ No

Highest school completed by Parent 1 ?
High School ▼

Highest school completed by Parent 2 ?
College or beyond ▼

← PREVIOUS

NEXT →

Site Last Updated: Sunday, September 29, 2019

Download [Adobe Reader](#)

©2010 fafsa.gov. All rights reserved.

Student Demographics: Searching for Colleges

- Enter high school name
- Can search a variety of ways
 - Use city to search if town has few high schools
 - Use school name if city has lots of high schools

Search for High School

Student Demographics

School Selection

Dependency Status

Parent Demographics

Parent Financials

Student Financials

Sign & Submit

Confirmation

STUDENT INFORMATION

Application was successfully saved.


Because the FAFSA belongs to the student, "you" and "your" always (unless otherwise noted) refer to the student.


Enter the name, city, and state of your high school, then click **Search**.


What is the name of your high school?
West

In what city is your high school located?
Iowa City

In what state is your high school located?
Iowa

SEARCH 

PREVIOUS 

NEXT 

Student Demographics: College Selection

- Can select up to 10 colleges to receive FAFSA information
 - Colleges will not know order in which they're listed
 - If entering more than 10, FAFSA must be processed first and then colleges are swapped out with the additional ones
- Can search for college(s) by Federal School Code or state; can narrow search city and/or name
- Select college(s) by clicking the link

Search for Colleges

Student Demographics

School Selection

Dependency Status

Parent Demographics

Parent Financials

Student Financials

Sign & Submit

Confirmation

STUDENT INFORMATION

?

first, based on the information you provided, we have determined that you may qualify for federal student aid. Continue through the application for us to determine how much aid you can receive.

?

Here's where you'll search for the colleges to which you'd like to send your FAFSA information. You can add up to 10 colleges at a time to your FAFSA. If you're applying to more than 10 colleges, [follow these instructions](#).

Make sure you add ALL colleges you're interested in, even if you haven't applied or been accepted yet.

?

Complete the fields below to search for a college to add to your FAFSA.

Do you know the college's [Federal School Code](#)?
☐ Yes ☒ No

State
Iowa


City (optional)
Iowa City

School Name (optional)

SEARCH TIPS

PREVIOUS

SEARCH

 ISAC

Student Demographics: College Selection

- Can view specific college information by clicking on “View College Info”
- Need to indicate desired type of housing for respective college selected

The screenshot shows a web form titled "Selected Colleges and Housing Plans". At the top, there is a navigation bar with several tabs: "Student Demographics" (marked with a green checkmark), "School Selection" (marked with a pencil icon), "Dependency Status", "Parent Demographics", "Parent Financials", "Student Financials", "Sign & Submit", and "Confirmation". Below the navigation bar, a dark blue header reads "STUDENT INFORMATION". The main content area has a dark grey instruction bar: "For each school listed, select the appropriate housing plan from the dropdown list." Below this, a form entry for "University Of Iowa" is shown. It includes the "Federal School Code: 001892" and a "Housing Plans" dropdown menu currently set to "On Campus". A blue plus icon is to the left of the dropdown. At the bottom of the form entry is a button labeled "VIEW COLLEGE INFO" with a document icon. Below the form entry is a button labeled "ADD MORE SCHOOLS" with a magnifying glass icon. At the bottom right are "PREVIOUS" and "NEXT" buttons with arrows. The footer contains the text "Site Last Updated: Sunday, September 29, 2019", a link to "Download Adobe Reader", and a copyright notice "©2010 fafsa.gov. All rights reserved."

Student Demographics: Dependency Questions

- If “yes” is selected at any time, the subsequent questions will **not** appear, and the student will be deemed independent for purposes of the FAFSA (i.e. parental information will not be required).
- If “yes” is selected with the dependency questions, the college will most likely select the student for verification (i.e. student will need to provide documentation to the college)
- If student has or will have a child for whom he/she will provide more than half of the financial support between 7/1/21 and 6/30/22, student may be asked to provide proof of **student** income for rent, bills, food, clothes, etc.

The screenshot shows the 'Student Marital Status' section of the FAFSA application. At the top, a progress bar indicates the following steps: Student Demographics (completed with a green checkmark), School Selection (completed with a green checkmark), Dependency Status (current step, marked with a pencil icon), Parent Demographics, Parent Financials, Student Financials, Sign & Submit, and Confirmation. Below the progress bar, a dark blue header reads 'STUDENT INFORMATION'. The main question is 'What is your marital status as of today?' with a dropdown menu showing 'I am single'. To the right of the question is a help icon (?). At the bottom right are 'PREVIOUS' and 'NEXT' buttons. The footer includes 'Site Last Updated: Sunday, September 29, 2019', a 'Download Adobe Reader' link, and the copyright notice '©2010 fafsa.gov. All rights reserved.'

The screenshot shows the 'Does Student Have Dependents?' section of the FAFSA application. The progress bar at the top is identical to the previous screenshot, with 'Dependency Status' as the current step. The 'STUDENT INFORMATION' header is present. The first question is 'Do you now have or will you have children who will receive more than half of their support from you between July 1, 2021 and June 30, 2022?' with radio button options for 'Yes' and 'No' (where 'No' is selected). The second question is 'Do you have dependents (other than your children or spouse) who live with you and who receive more than half of their support from you, now and through June 30, 2022?' with radio button options for 'Yes' and 'No' (where 'No' is selected). Help icons (?) are next to both questions. 'PREVIOUS' and 'NEXT' buttons are at the bottom right. The footer includes 'Site Last Updated: Sunday, September 29, 2019', a 'Download Adobe Reader' link, and the copyright notice '©2010 fafsa.gov. All rights reserved.'

Student Demographics: Dependency Questions

- Military service: Must be active service for other than training purposes.
- A copy of court decision will most likely be requested by college if student indicates that they are in legal guardianship or an emancipated minor.

Student Additional Dependency Questions

Student Demographics

School Selection

Dependency Status

Parent Demographics

Parent Financials

Student Financials

Sign & Submit

Confirmation

STUDENT INFORMATION

Answer the following questions to determine if you are required to provide information about your parents on your FAFSA. Check all that apply or check **None of the above**.

☐ Are you currently serving on active duty in the U.S. Armed Forces for purposes other than training?

☐ Are you a veteran of the U.S. Armed Forces?

☐ At any time since you turned age 13, were both your parents deceased, were you in foster care, or were you a dependent or ward of the court?

☐ As determined by a court in your state of legal residence, are you or were you an emancipated minor?

☐ Does someone other than your parent or stepparent have legal guardianship of you, as determined by a court in your state of legal residence?

☒ None of the above

PREVIOUS

NEXT

Site Last Updated: Sunday, September 29, 2019

Download [Adobe Reader](#)

©2010 fafsa.gov. All rights reserved.

Student Demographics: Dependency Questions

Student Demographics School Selection Dependency Status Parent Demographics Parent Financials Student Financials Sign & Submit Confirmation

STUDENT INFORMATION

On or after July 1, 2020, were you homeless or were you self-supporting and at risk of being homeless?

☐ Yes ☒ No

PREVIOUS NEXT

- A third party must attest that the student is not in the presence of a parent and homeless or at the risk of being homeless.

At any time on or after July 1, 2019, did you receive a determination from any of the entities listed below that you were an unaccompanied youth who was homeless, or were self-supporting and at risk of being homeless? Check all that apply, or check **None of the above**.

☐ Your high school or school district homeless liaison

☐ The director of an emergency shelter or transitional housing program funded by the U.S. Department of Housing and Urban Development

☐ The director of a runaway or homeless youth basic center or transitional living program

☐ None of the above

Student Demographics: Dependency Questions

- If student cannot answer “yes” to any of the preceding questions, parental information will be required.
- If student is unable to provide parental information, student will **only** be eligible for unsubsidized student loans.

The screenshot shows the 'Dependent Student' section of the FAFSA application. At the top, a progress bar indicates the following steps: Student Demographics (completed with a green checkmark), School Selection (completed with a green checkmark), Dependency Status (current step, indicated by a blue pencil icon), Parent Demographics, Parent Financials, Student Financials, Sign & Submit, and Confirmation. Below the progress bar, the 'STUDENT INFORMATION' tab is active. The text reads: 'Based on your answers to the dependency status questions, you are considered a dependent student. This means you must provide [parental](#) information. Select “I will provide information about my parent(s)” and click Next to continue filling out your FAFSA.' Below this, a second paragraph states: 'If you have a special circumstance and are unable to provide parental information, under very limited circumstances, you may be able to submit your FAFSA without parental information. Select “I am unable to provide information about my parent(s)” and click Next to get additional information.' There are two radio button options: 'I will provide information about my parent(s)' (which is selected) and 'I am unable to provide information about my parent(s)'. At the bottom right, there are 'PREVIOUS' and 'NEXT' buttons.

Dependent Student

Student Demographics School Selection Dependency Status Parent Demographics Parent Financials Student Financials Sign & Submit Confirmation

STUDENT INFORMATION

Based on your answers to the dependency status questions, you are considered a dependent student. This means you must provide [parental](#) information. Select “I will provide information about my parent(s)” and click Next to continue filling out your FAFSA.

If you have a special circumstance and are unable to provide parental information, under very limited circumstances, you may be able to submit your FAFSA without parental information. Select “I am unable to provide information about my parent(s)” and click Next to get additional information.

☒ I will provide information about my parent(s)

☐ I am unable to provide information about my parent(s)

PREVIOUS NEXT

What if You Can't Get Parent Information?

Under *very* limited circumstances, a dependent student can submit a FAFSA without parental information

Unacceptable Reasons to Not Provide Parental Information:

- Your parents do not want to provide their information
- Your parents refuse to contribute to your college expenses
- Your parents do not claim you as a dependent on their income taxes

Acceptable Reasons to Not Provide Parental Information:

- Parents are incarcerated
- Have left home due to an abusive family environment
- Do not know where your parents are and are unable to contact them

Parent Information

Whose information do you report?

- For purposes of the FAFSA, there are only three types of parents:
 - Biological
 - Adoptive
 - Stepparents, if remarriedNo one else should provide parental information on the FAFSA
- If parents are separated/divorced:
 - a) Parent with whom the student lived the longest in the last 12 months; if equal then . . .
 - b) Parent who provided the most financial support in the last 12 months; if equal, then . . .
 - c) Parent who made the most money

Parent Info: Marital Status

- If both parents are living together and not married, select unmarried & both legal parents living together.
- If parents are separated/divorced, answer the info for the respective parent.
 - Parent with whom the student lived the longest in the last twelve months
 - If time spent with each parent is equal, then it's the parent who provided the most parental support
 - It does **NOT** matter which parent claims the student on their tax return

The screenshot shows the 'Parent Marital Status' section of a FAFSA application. At the top, a progress bar indicates the following steps: Student Demographics (checked), School Selection (checked), Dependency Status (checked), Parent Demographics (active), Parent Financials, Student Financials, Sign & Submit, and Confirmation. Below the progress bar, a green box displays the message: 'Application was successfully saved.' A blue box contains an information icon and the text: 'Because the FAFSA belongs to the student, "you" and "your" always (unless otherwise noted) refer to the student.' The main question is 'As of today, what is the marital status of your parents?' with a dropdown menu currently set to 'Married or Remarried'. Below this, the question 'When did your parents get married or remarried?' is followed by a text box containing '06/1999'. At the bottom right, there are 'PREVIOUS' and 'NEXT' buttons.

Parent Demographic Information

- SSN, name, and date of birth of parent **must** match info in FSA ID for electronic signature to work.
- If a parent does not have a Social Security Number, all zeroes must be entered (i.e. "000-00-000"). If all zeroes are entered, the form will ask a couple of times if the info is correct, but eventually it will allow the user to proceed to the next page.
- ITINs (Individual Taxpayer Identification Numbers) **cannot** be used. An ITIN will begin with the number "9."

Personal Information for Parent

Student Demographics ✓ School Selection ✓ Dependency Status ✓ Parent Demographics ✗ Parent Financials Student Financials Sign & Submit Confirmation

PARENT INFORMATION

Enter Information for your first parent (father/mother/stepparent)

Parent's Social Security Number
350-22-2222

Parent's last name
last

Parent's first initial
f

Parent's date of birth
06/06/1960

Your parents' e-mail address
parent@gmail.com

Re-enter your parents' e-mail address
parent@gmail.com

PREVIOUS NEXT

Site Last Updated: Sunday, September 27, 2020

Download [Adobe Reader](#)

© 2010 fafsa.gov. All rights reserved.

Parent Information: State Residency

The screenshot shows a web form titled "Parent State of Legal Residence". At the top, a progress bar indicates the following steps: Student Demographics (checked), School Selection (checked), Dependency Status (checked), Parent Demographics (active, indicated by a pencil icon), Parent Financials, Student Financials, Sign & Submit, and Confirmation. Below the progress bar, a dark blue tab labeled "PARENT INFORMATION" is selected. The main content area contains the question: "Have your parents lived in Iowa for at least 5 years?". There are two radio button options: "Yes" (which is selected) and "No". A help icon (a question mark in a circle) is located to the right of the question. At the bottom right of the form area are two buttons: "PREVIOUS" with a left arrow and "NEXT" with a right arrow. At the very bottom of the page, there is a footer with the text "Site Last Updated: Sunday, September 27, 2020" on the left, "Download [Adobe Reader](#)" on the right, and "@2010 fafsa.gov. All rights reserved." centered.

- “Legal residence” refers to where the parent lived and considers their permanent domicile; it’s not referencing immigration status.

Parent Information: Household

- Include in household size:
 - Other children that they support
 - Other children that cannot say “yes” to any of the dependency questions
 - Other individuals that live in parent’s home that the parent support and will continue to support
- Exclude parents from number in college

PARENT INFORMATION

Household Size

Your parents

2

Yourself, even if you do not live with your parents

1

Your parent's other children (even if they do not live with your parents) if:

a. Your parents will provide more than half of their support from July 1, 2021 through June 30, 2022 or

b. These children can answer "No" to every [Dependency Status question on the FAFSA](#)

0

Other people if:

a. they now live with your parents,

b. your parents provide more than half of their support, and

c. your parents will continue to provide more than half of their support from July 1, 2021 through June 30, 2022

0

Your parents' number of family members in 2021-2022 (household size)

3

Number in College

How many people in your parents' household (as reported above) will be college students between July 1, 2021 and June 30, 2022? Do not include your parents.

1

PREVIOUS NEXT

Parent Information: Income Information

Who's required to file federal tax return?

- Single parent under 65 years--\$12,200 gross income
- Married parents under 65 years--\$24,400 gross income
- Must indicate filing status. If married, cannot file as Head of Household; that will cause issues.
- If parents are required to file and do not file a tax return, the student will **not** be able to complete the verification process and will **not** receive financial aid.

The screenshot shows the 'Parent Tax Filing Status' section of the FAFSA application. At the top, a progress bar indicates the following steps: Student Demographics, School Selection, Dependency Status, Parent Demographics, Parent Financials (current step), Student Financials, Sign & Submit, and Confirmation. The 'Parent Financials' step is highlighted with a blue circle and a checkmark. Below the progress bar, a green box contains the message: 'Application was successfully saved.' Below this, a blue box with an information icon contains the text: 'Attention! You must provide financial information from your parents' 2019 tax return on the following pages.' The form then asks three questions, each with a dropdown menu and a help icon: 1. 'For 2019, have your parents completed their IRS income tax return or another tax return?' with the selected option 'Already completed'. 2. 'What type of income tax return did your parents file for 2019?' with the selected option 'IRS 1040'. 3. 'For 2019, what is your parents' tax filing status according to their tax return?' with the selected option 'Married-Filed Joint Return'. Below these questions is a section titled 'IRS Data Retrieval Tool' with a sub-header 'Applying is faster and easier if your parents transfer their tax return information into this FAFSA with the IRS Data Retrieval Tool (IRS DRT)!'. At the bottom of this section is a button labeled 'LINK TO IRS' with an external link icon.

Parent Info: IRS Data Retrieval Tool

Parent Eligible for IRS DRT

Student Demographics ✓ School Selection ✓ Dependency Status ✓ Parent Demographics ✓ Parent Financials ✎ Student Financials Sign & Submit Confirmation

PARENT INFORMATION

Applying is faster and easier with the IRS DRT!

Based on your responses, we recommend that you, the mother, transfer your information from the IRS into this FAFSA. The [IRS Data Retrieval Tool \(IRS DRT\)](#) allows users to link to the IRS Web site and securely transfer original IRS tax return information into their FAFSA.

For your protection, your tax return information will not display on the IRS Web site or on the FAFSA.

If you use the IRS DRT, you may not have to provide additional IRS documentation later to qualify for federal student aid.

[LINK TO IRS ↕](#)

[No Thanks](#)

- Only individuals eligible to use the IRS Data Retrieval Tool will see the option to “Link to IRS”
- Allows you to transfer your tax data onto the FAFSA
- If IRS DRT is not used, income and tax information must be entered manually

IRS Data Retrieval Tool

- Must have an FSA ID to use IRS Data Retrieval Tool
- Information should be entered in pop up box as listed on tax return
- Will not be able to see data transferred; it will read “transferred from IRS.”

IRS.gov Return to FAFSA | Log Out | Help Español

Get My Federal Income Tax Information

See our [Privacy Notice](#) regarding our request for your personal information.

Enter the following information from your 2015 Federal Income Tax Return. [Required Fields *](#)

First Name *	Dependent
Last Name *	Data
Social Security Number *	*** - ** - 2581
Date of Birth *	01 / 01 / 1994
Filing Status *	Single *
Address - Must match your 2015 Federal Income Tax Return. ?	
Street Address *	
P.O. Box (Required if entered on your tax return) ?	
Apt. Number (Required if entered on your tax return)	
Country *	United States *
City, Town or Post Office *	
State/US Territory *	Select One *
ZIP Code *	

Select the button below to exit the IRS system and return to your FAFSA.

By submitting this information, you certify that you are the person identified. Use of this system to access another person's information may result in civil and criminal penalties.

[Return to FAFSA](#) [Submit](#)

Look up tax data

IRS.gov Return to FAFSA | Log Out | Help Español

Federal Income Tax Information

Get Data

Based on the information you provided, the Internal Revenue Service (IRS) located your income tax return. With your permission below, the IRS will securely transfer your tax information to the Department of Education (ED) to populate any applicable FAFSA® questions. For your protection, the IRS will not display your tax information and will further encrypt any tax information transferred using the IRS DRT; therefore, ED is unable to display your tax information on your FAFSA.

The data retrieved from your tax return is limited to the items listed below as you reported to the IRS:

Tax Year	Type of Return Filed	Untaxed Pensions
Name(s)	Adjusted Gross Income	Untaxed IRA Distributions
Social Security Number	Income Earned from Work	Tax exempt Interest Income
Filing Status	Income Tax	IRA Deductions and Payments
IRS Exemptions	Education Credits	Status of Amended Returns Received

Refer to your tax records if you have a question about the values you reported.

[Print this page for your records before choosing an option below.](#)

Transfer My Tax Information into the FAFSA [?](#)

☐ The tax information provided to FOTW will populate the answers to the appropriate FAFSA questions. After the FAFSA is populated your IRS session will end and you will return to your FAFSA. Check this box if you are choosing to transfer your information.

[Transfer Now \[?\]\(#\)](#)

Do Not Transfer My Tax Information and Return to the FAFSA [?](#)

☐ By clicking the "Do Not Transfer" button, you are choosing not to transfer your tax information electronically. Your IRS session will end and you will return to your FAFSA.

[Do Not Transfer \[?\]\(#\)](#)

[IRS Privacy Policy](#)

Transfer to FAFSA

Parent Information: Income Information

The screenshot displays the 'Parent IRS Info' section of the FAFSA application. A progress bar at the top shows the following steps: Student Demographics (checked), School Selection (checked), Dependency Status (checked), Parent Demographics (checked), Parent Financials (active), Student Financials, Sign & Submit, and Confirmation. The 'PARENT INFORMATION' tab is selected. The main question asks for the parent's adjusted gross income for 2019, with a note that this is found on IRS Form 1040-line 8b. The input field shows '\$ 28,000 .00'. To the right of the input field is an 'INCOME ESTIMATOR' button. At the bottom right are 'PREVIOUS' and 'NEXT' buttons.

Parent IRS Info

Student Demographics School Selection Dependency Status Parent Demographics **Parent Financials** Student Financials Sign & Submit Confirmation

PARENT INFORMATION

What was your parents' adjusted gross income for 2019? This amount is found on IRS Form 1040-line 8b. ?

\$ 28,000 .00

INCOME ESTIMATOR

PREVIOUS NEXT

- FAFSA will indicate where on the IRS Tax Return the information can be found
- If parents are divorced/separated, but filed jointly in 2019, list only AGI and income from parent whose information is being reported on the FAFSA

Parent Information: Income Information

- Income earned from working must be reported even if a tax return was not filed

Parent Income from Work

Student Demographics

School Selection

Dependency Status

Parent Demographics

Parent Financials

Student Financials

Sign & Submit

Confirmation

PARENT INFORMATION

How much did your Parent 1 (father/mother/stepparent) earn from working (wages, salaries, tips, etc.) in 2019? ?
This amount is your Parent 1 (father's/mother's/stepparent's) portion of IRS Form 1040-line 1 + Schedule 1 lines 3 + 6 + Box 14 (Code A) of IRS Schedule K-1 (Form 1065).

\$

16,000

.00

How much did your Parent 2 (father/mother/stepparent) earn from working (wages, salaries, tips, etc.) in 2019? ?
This amount is your Parent 2 (father's/mother's/stepparent's) portion of IRS Form 1040-line 1 + Schedule 1 lines 3 + 6 + Box 14 (Code A) of IRS Schedule K-1 (Form 1065).

\$

12,000

.00

PREVIOUS

NEXT

Parent Information: Schedule 1

Parent Simplified Path Determination

Student Demographics School Selection Dependency Status Parent Demographics **Parent Financials** Student Financials Sign & Submit Confirmation

PARENT INFORMATION

You indicated that your parents filed an IRS 1040. Did your parents file a Schedule 1? Select No if your parents did not file a Schedule 1 or **only filed a Schedule 1** to report: unemployment compensation, educator expenses, IRA deduction, student loan interest deduction, Alaska Permanent Fund dividend, or virtual currency. Click [here](#) for more information. ?

☒ Yes ☐ No ☐ Don't know

As of today, is either of your parents a dislocated worker? ?

☐ Yes ☒ No ☐ Don't know

- IRS DRT will automatically populate the Schedule 1 question
- Answer “no” if you did not file a Schedule 1 or if you did file one but only for the following reasons:
 - Unemployment Compensation (line 7)
 - Other income to report an Alaska Permanent Fund dividend (line 8 – may not be a negative value)
 - Educator Expenses (line 10)
 - IRA Deduction (line 19)
 - Student loan interest deduction (line 20)
 - Receiving, selling, sending, exchanging, or otherwise acquiring any financial interest in any virtual currency
- Dislocated worker: losing a job, being a displaced homemaker, etc.

Federal Benefits Programs Parent's Household

- If prompted, select if **anyone** in the parent's household received any of the benefits listed in the last **two** years (2019 & 2020)
- Filling out the FAFSA or answering these questions will **not** affect eligibility for these programs. They will **not** be taken away.
- Check all that apply.
- You may not be able to update this at a later time.

You indicated that your parents filed an IRS 1040. Did your parents file a Schedule 1? Select No if your parents did not file a Schedule 1 or **only filed** a Schedule 1 to report unemployment compensation, educator expenses, IRA deduction, student loan interest deduction, Alaska Permanent Fund dividend, or virtual currency. Click [here](#) for more information.

☒ Yes ☐ No ☐ Don't know

As of today, is either of your parents a [dislocated worker](#)?

☐ Yes ☒ No ☐ Don't know

In 2019 or 2020, did you, your parents, or anyone in your parents' household receive benefits from any of the federal benefits programs listed below?

Check all that apply or check **None of the above**. If, at the time you are completing the FAFSA, you, your parents, or anyone in your parents' household did **NOT** receive any of these benefits during 2019 or 2020, but do receive any of them on or before December 31, 2020, you must return to the FAFSA and update your response.

Answering these questions will not reduce eligibility for student aid or these programs.

☐ Medicaid

☐ Supplemental Security Income (SSI)

☒ Supplemental Nutrition Assistance Program ([SNAP](#))

☐ Free or Reduced Price School Lunch

☐ Temporary Assistance for Needy Families ([TANF](#))

☐ Special Supplemental Nutrition Program for Women, Infants, and Children (WIC)

☐ None of the above

Federal Benefits Programs Parent's Household

The screenshot shows a web form titled "Parent Additional IRS Info". At the top, a progress bar indicates the following steps: Student Demographics (checked), School Selection (checked), Dependency Status (checked), Parent Demographics (checked), Parent Financials (active), Student Financials, Sign & Submit, and Confirmation. The "PARENT INFORMATION" section is expanded, showing a prompt: "Enter the amount of your parents' income tax for 2019. This is the total amount of IRS Form 1040-line 14 minus Schedule 2-line 2." Below the prompt is a text input field with a dollar sign on the left and a decimal field on the right. The input field contains "2,000" and the decimal field contains ".00". At the bottom right of the form are two buttons: "PREVIOUS" and "NEXT".

- Income tax paid is **not** the same as tax withheld on W-2
- IRS Form 1040-line 14 minus Schedule 2-line 2
- Will be populated automatically by IRS DRT

Parent Information: Exclusions & Untaxed Income

- Education credits – additional benefits for certain families
 - Amounts entered will help reduce amount of income used in calculating the EFC
 - Parents may receive tax credit for children in college for which they pay qualified educational expenses
- Make sure to excluded any IRS or pension rollovers in amount reported.

Parent Questions for Tax Filers Only

Student Demographics School Selection Dependency Status Parent Demographics **Parent Financials** Student Financials Sign & Submit Confirmation

PARENT INFORMATION

Did your parents have any of the following items in 2019? Enter amounts for all that apply.

Combat pay or special combat pay. This should be zero for enlisted persons and warrant officers (including commissioned warrant officers) because their combat pay is entirely nontaxable. Only enter taxable combat pay included in your parents adjusted gross income. ?

\$ 0 .00

Student college grant and scholarship aid reported to the IRS in your parents' income. Includes AmeriCorps benefits (awards, living allowances, and interest accrual payments), as well as grant and scholarship portions of fellowships and assistantships. ?

\$ 0 .00

Education credits (American Opportunity Tax Credit or Lifetime Learning Tax Credit) from IRS Form 1040 Schedule 3-line 3 ?

\$ 0 .00

Untaxed portions of IRA distributions and pensions from IRS Form 1040-lines (4a + 4c) - (4b + 4d). **Exclude rollovers.** If negative, enter a zero here. ?

\$ 0 .00

IRA deductions and payments to self-employed SEP, SIMPLE, Keogh, and other qualified plans from IRS Form 1040 Schedule 1-total of lines 15 + 19 ?

\$ 0 .00

Tax exempt interest income from IRS Form 1040-line 2a ?

\$ 0 .00

PREVIOUS NEXT

Parent Information: Exclusions

Parent Additional Financial Info

Student Demographics ✓ School Selection ✓ Dependency Status ✓ Parent Demographics ✓ Parent Financials ✎ Student Financials L Sign & Submit Confirmation

PARENT INFORMATION

Did your parents have any of the following items in 2019? Enter amounts for all that apply.

Child support your parents paid because of divorce or separation or as a result of a legal requirement. Do not include support for children in your parents' household. ?

\$.00

Earnings from work under a Cooperative Education Program offered by a college ?

\$.00

Taxable earnings from need-based employment programs, such as Federal Work-study and need-based employment portions of fellowships and assistantships ?

\$.00

PREVIOUS NEXT

- These items are money that is either leaving the household or money that will be excluded from the total income when calculating ability of family to pay for college

Parent Information: Other Income

Money coming into the household or untaxed income will need to be reported.

- Include payments to tax-deferred plans retirement plans – box 12a to 12d, codes D, E, F, G, H, & S.
- Include pre-tax *contributions* to health savings accounts, flexible spending accounts, etc.
 - Do not report value of plan

Parent Untaxed Income

Student Demographics School Selection Dependency Status Parent Demographics **Parent Financials** Student Financials Sign & Submit Confirmation

PARENT INFORMATION

Did your parents have any of the following items in 2019? Enter amounts for all that apply.

Child support received for all children. Do not include foster care or adoption payments. ?

\$.00

Housing, food, and other living allowances paid to members of the military, clergy, and others (including cash payments and cash value of benefits). Do not include the value of on-base military housing or the value of a basic military allowance for housing. ?

\$.00

Payments to tax-deferred pension and retirement savings plans (paid directly or withheld from earnings), including, but not limited to, amounts reported on the W-2 Form in Boxes 12a through 12d, codes D, E, F, G, H, and S. **Don't include** amounts reported in code DD (employer contributions toward employee health benefits). ?

\$.00

Veterans noneducation benefits such as Disability, Death Pension, or Dependency & Indemnity Compensation (DIC) and/or VA Educational Work-Study allowances ?

\$.00

Other untaxed income not reported, such as workers' compensation, disability benefits, etc. ?

\$.00

PREVIOUS NEXT

Site Last Updated: Sunday, September 27, 2020 Download [Adobe Reader](#)

©2010 fafsa.gov. All rights reserved.

Parent Information: Assets

Exclude:

- Home in which the family lives
- Value of IRA, 401K, or pension plans
- Value of family-owned business with 100 or fewer full-time equivalent employees

Include:

- Value of all 529 plans owned by parent(s) whose information is being used on the FAFSA

The screenshot shows the 'Parent Assets' section of the FAFSA application. At the top, a progress bar indicates the following steps: Student Demographics, School Selection, Dependency Status, Parent Demographics, Parent Financials (current step), Student Financials, Sign & Submit, and Confirmation. The 'Parent Financials' step is highlighted with a pencil icon. Below the progress bar, the 'PARENT INFORMATION' section is displayed. It starts with a question: 'Do you want to skip questions about your parents' assets?' with radio buttons for 'Yes' and 'No' (selected). Below this are three questions about assets, each with a text input field and a numeric field for cents. The first question is 'As of today, what is your parents' total current balance of cash, savings, and checking accounts?' with a value of 3,500. The second question is 'As of today, what is the net worth of your parents' investments, including real estate (not your parents' home)?' with a value of .00. The third question is 'As of today, what is the net worth of your parents' current businesses and/or investment farms? Don't include a family farm or family business with 100 or fewer full-time or full-time equivalent employees.' with a value of .00. At the bottom right, there are 'PREVIOUS' and 'NEXT' buttons.

Student Information: Tax Filing

- Make sure that you enter **student** information and **not** parent income
- Students that file an IRS tax return will be able to link to the IRS Data Retrieval Tool

Student Tax Filing Status

Student Demographics School Selection Dependency Status Parent Demographics Parent Financials **Student Financials** Sign & Submit Confirmation

STUDENT INFORMATION

Because the FAFSA belongs to the student, "you" and "your" always (unless otherwise noted) refer to the student.

For 2019, have you completed your IRS income tax return or another tax return? ?
Already completed

What income tax return did you file for 2019? ?
IRS 1040

For 2019, what is your tax filing status according to your tax return? ?
Single

IRS Data Retrieval Tool

Applying is faster and easier if you transfer your tax return information into this FAFSA with the IRS Data Retrieval Tool (IRS DRT):

[LINK TO IRS](#)

[CHECK FOR ERRORS](#) [PREVIOUS](#) [NEXT](#)

Site Last Updated: Sunday, September 27, 2020 [Download Adobe Reader](#)

©2010 fafsa.gov. All rights reserved.

Student Information: Tax Filing

- This is **student's** adjusted gross income (AGI)

The screenshot shows the 'Student IRS Info' form with a progress bar at the top indicating steps: Student Demographics, School Selection, Dependency Status, Parent Demographics, Parent Financials, Student Financials (current step), Sign & Submit, and Confirmation. The 'STUDENT INFORMATION' section asks: 'What was your adjusted gross income for 2019? This amount is found on IRS Form 1040-line 8b.' The input field shows '\$ 2,700 .00'. There is an 'INCOME ESTIMATOR' button to the right. At the bottom are buttons for 'CHECK FOR ERRORS', 'PREVIOUS', and 'NEXT'.

- Students who do not file a tax return will still be asked how much money was earned from working.

The screenshot shows the 'Student Income from Work' form with the same progress bar as the first form. The 'STUDENT INFORMATION' section asks: 'How much did you earn from working (wages, salaries, tips, etc.) in 2019? This amount is the total of IRS Form 1040-line 1 + Schedule 1 lines 3 + 6 + Box 14 (Code A) of IRS Schedule W-1 (Form 1065).' The input field shows '\$ 2,700 .00'. There are buttons for 'CHECK FOR ERRORS', 'PREVIOUS', and 'NEXT'. At the bottom, it says 'Site Last Updated: Sunday, September 27, 2020' and '©2010 ftdia.gov. All rights reserved.'

Student Information: Tax Filing

The screenshot shows a web form titled "Student Additional IRS Info". At the top, a progress bar indicates the following steps: Student Demographics (checked), School Selection (checked), Dependency Status (checked), Parent Demographics (checked), Parent Financials (checked), Student Financials (active), Sign & Submit, and Confirmation. The "STUDENT INFORMATION" section is highlighted. It contains the instruction: "Enter the amount of your income tax for 2019. This is the total amount of IRS Form 1040-line 14 minus Schedule 2-line 2." Below this is a text input field with a dollar sign on the left and a decimal field on the right showing "0" and ".00". At the bottom of the form are three buttons: "CHECK FOR ERRORS", "PREVIOUS", and "NEXT".

- Income tax paid is **not** the same as tax withholding on W-2
- IRS Form 140-line 14 minus Schedule 2-line 2
- For most students it will be zero

Student Information: Other Income

- For students who filed a tax return
- For most high school students, these questions will not be applicable

Student Questions for Tax Filers Only

Student Demographics ✓ School Selection ✓ Dependency Status ✓ Parent Demographics ✓ Parent Financials ✓ Student Financials **✗** Sign & Submit **L** Confirmation

STUDENT INFORMATION

Did you have any of the following items in 2019? Enter amounts for all that apply.

Combat pay or special combat pay. **This should be zero for enlisted persons and warrant officers** (including commissioned warrant officers) because their combat pay is entirely nontaxable. Only enter taxable combat pay included in your (and, if married, your spouse's) adjusted gross income. **?**

\$.00

Student college grant and scholarship aid reported to the IRS in your income. Includes AmeriCorps benefits (awards, living allowances, and interest accrual payments), as well as grant and scholarship portions of fellowships and assistantships. **?**

\$.00

Education credits (American Opportunity Tax Credit or Lifetime Learning Tax Credit) from IRS Form 1040 Schedule 3-line 3 **?**

\$.00

Untaxed portions of IRA distributions and pensions from IRS Form 1040-lines (4a + 4c) - (4b + 4d). **Exclude rollovers.** If negative, enter a zero here. **?**

\$.00

IRA deductions and payments to self-employed SEP, SIMPLE, Keogh, and other qualified plans from IRS Form 1040 Schedule 1-total of lines 15 + 19 **?**

\$.00

Tax exempt interest income from IRS Form 1040-line 2a **?**

\$.00

CHECK FOR ERRORS **PREVIOUS** **NEXT**

Student Information: Exclusions

Money leaving the household or money to be excluded from calculating an EFC

- For students doing a co-op in college will report earnings in subsequent FAFSA
- Following year make sure to report any **taxable** work-study money

The screenshot shows the 'Student Additional Financial Info' form. At the top, a progress bar indicates the following steps: Student Demographics (checked), School Selection (checked), Dependency Status (checked), Parent Demographics (checked), Parent Financials (checked), Student Financials (current step, indicated by a pencil icon), Sign & Submit, and Confirmation. Below the progress bar, the 'STUDENT INFORMATION' section is active. It contains a question: 'Did you have any of the following items in 2019? Enter amounts for all that apply.' There are three input fields, each with a dollar sign on the left and a '.00' on the right. The first field is for 'Child support you paid because of divorce or separation or as a result of a legal requirement. Do not include support for children in your household.' The second field is for 'Earnings from work under a Cooperative Education Program offered by a college.' The third field is for 'Taxable earnings from need-based employment programs, such as Federal Work-study and need-based employment portions of fellowships and assistantships.' At the bottom of the form, there are three buttons: 'CHECK FOR ERRORS', 'PREVIOUS', and 'NEXT'. Below the form, there is a footer with the text 'Site Last Updated: Sunday, September 27, 2020', a link to 'Download Adobe Reader', and a copyright notice '©2010 fafsa.gov. All rights reserved.'

Student Information: Other Income

- Money received by the student or paid on the student's behalf in 2019 by someone other than the parent whose information is being used to complete FAFSA.
- When student receives a 529 distribution by someone other than the parent, it will be reported here for that specific year

Student Untaxed Income

Student Demographics School Selection Dependency Status Parent Demographics Parent Financials **Student Financials** Sign & Submit Confirmation

STUDENT INFORMATION

Did you have any of the following items in 2019? Enter amounts for all that apply.

Child support received for all children. Do not include foster care or adoption payments. ?

\$.00

Housing, food, and other living allowances paid to members of the military, clergy, and others (including cash payments and cash value of benefits). Do not include the value of on-base military housing or the value of a basic military allowance for housing. ?

\$.00

Payments to tax-deferred pension and retirement savings plans (paid directly or withheld from earnings), including, but not limited to, amounts reported on the W-2 Form in Boxes 12a through 12d, codes D, E, F, G, H, and S. Don't include amounts reported in code DD (employer contributions toward employee health benefits). ?

\$.00

Veterans noneducation benefits such as Disability, Death Pension, or Dependency & Indemnity Compensation (DIC) and/or VA Educational Work-Study allowances ?

\$.00

Other untaxed income not reported, such as workers' compensation, disability benefits, etc. ?

\$.00

Money received, or paid on your behalf (e.g., gifts), not reported elsewhere on this form. This includes money that you received from a parent or other person whose financial information is not reported on this form and that is not part of a legal child support agreement. ?

\$.00

Student Assets

- Following year, don't include any money from work-study or student loans that is in a checking or savings account
- Assets owned by the student or assets of which they will be the owner (e.g., UGMA, UTMA, trust fund, etc.,) are reported as student assets.

The screenshot displays the 'Student Assets' form interface. At the top, a progress bar shows the following steps: Student Demographics (checked), School Selection (checked), Dependency Status (checked), Parent Demographics (checked), Parent Financials (checked), Student Financials (active), Sign & Submit (locked), and Confirmation. Below the progress bar, the 'STUDENT INFORMATION' section is visible. It contains three questions, each with a text input field and a numeric input field for cents. The first question asks for the total current balance of cash, savings, and checking accounts, with the input showing '\$ 750 .00'. The second question asks for the net worth of investments, including real estate (not the home), with the input showing '\$ 0 .00'. The third question asks for the net worth of current businesses and/or investment farms, with the input showing '\$ 0 .00'. At the bottom of the form, there are three buttons: 'CHECK FOR ERRORS', 'PREVIOUS', and 'NEXT'.

Student Assets

Student Demographics School Selection Dependency Status Parent Demographics Parent Financials Student Financials Sign & Submit Confirmation

STUDENT INFORMATION

As of today, what is your total current balance of cash, savings, and checking accounts? ?

\$ 750 .00

As of today, what is the net worth of your investments, including real estate (not your home)? ?

\$ 0 .00

As of today, what is the net worth of your current businesses and/or investment farms? Don't include a family farm or family business with 100 or fewer full-time or full-time equivalent employees. ?

\$ 0 .00

CHECK FOR ERRORS PREVIOUS NEXT

Checking for Errors

- FOTW will bring to your attention any potential errors.
- Make corrections if needed.
- Click “Check for Errors” if everything is correct.

The following error(s) have occurred:

You reported that the Parent 1 (Father's/Mother's/Stepparent's) Social Security Number (SSN) is all zeroes (000-00-0000), and the Parent 2 (Father's/Mother's/Stepparent's) SSN is blank or all zeroes. You also reported that the parents' tax return status is filed or will file, and the tax return type is not a foreign tax return.

Review the answers to the questions on this page and make corrections or updates as needed. Once you are done, click **Check for Errors to continue.**

Parent's Social Security Number

000-00-0000

Parent 2 Social Security Number?

000-00-0000

For 2017, have your parents completed their IRS income tax return or another tax return?

Already completed

What type of income tax return did your parents file for 2017?

IRS 1040

CHECK FOR ERRORS

FAFSA Summary

➤ Prior to submitting a summary will appear.

➤ Double check information before proceeding.

FAFSA Summary

Student Demographics School Selection Socioeconomics Parent Demographics Parent Financials Student Financials Sign & Submit Confirmation

You're not alone yet! You will need to submit your FAFSA. After you press this page, data from returns to your FAFSA form.

2024-2025 FAFSA SUMMARY
Student ID: 233-XX-1234 LA

Student Demographics

Student Demographic Information

Student's Social Security Number (question 8)	233-XX-1234
Student's First Name (question 9) Student's Middle Initial (question 10)	FRANK
Student's Last Name (question 11)	LAKE
Student's Date of Birth (question 12)	04/06/2000
Student's Email Address (question 13)	frank@lake.com
Student's Telephone Number (question 14)	208-999-2345
Student's Permanent Mailing Address (question 15)	123 BOLT ST
Student's Permanent City (question 16)	BOZEMAN
Student's Permanent State (question 17) Student's Permanent ZIP Code (question 18)	MT 59714 59714
Are United States citizens or permanent residents?	YES
Student's State of Legal Residence (question 19)	MT
Was Student a Legal Resident Before January 1, 2017? (question 20)	YES
Student's Legal Resident Since (question 21)	YES I AM A U.S. CITIZEN OR U.S. NATIONAL
Student's Citizenship Status (question 22)	YES I AM A U.S. CITIZEN OR U.S. NATIONAL
Student's Alien Registration Number (question 23)	YES I AM A U.S. CITIZEN OR U.S. NATIONAL
High School or Equivalent Credential (question 24)	HIGH SCHOOL DIPLOMA
Type of Credential (question 25)	HIGH SCHOOL DIPLOMA
Was Student's Credential Before 2021-2022 School Year? (question 26)	NO
Student's Highest Level of College (question 27)	NEVER ATTENDED COLLEGE EVER
Completed at Work study? (question 28)	DO NOT KNOW
Student's Gender (question 29)	FEMALE
Taggart Student Work Selective Service System? (question 30)	
Student's Director's Address (question 31)	
Student's Director's Address (question 32)	

Student's First Name	FRANK
Student's Middle Initial	LAKE
Student's Last Name	LAKE
Student's Date of Birth	04/06/2000
Student's Email Address	frank@lake.com
Student's Telephone Number	208-999-2345
Student's Permanent Mailing Address	123 BOLT ST
Student's Permanent City	BOZEMAN
Student's Permanent State	MT
Student's Permanent ZIP Code	59714
Are United States citizens or permanent residents?	YES
Student's State of Legal Residence	MT
Was Student a Legal Resident Before January 1, 2017?	YES
Student's Legal Resident Since	YES I AM A U.S. CITIZEN OR U.S. NATIONAL
Student's Citizenship Status	YES I AM A U.S. CITIZEN OR U.S. NATIONAL
Student's Alien Registration Number	YES I AM A U.S. CITIZEN OR U.S. NATIONAL
High School or Equivalent Credential	HIGH SCHOOL DIPLOMA
Type of Credential	HIGH SCHOOL DIPLOMA
Was Student's Credential Before 2021-2022 School Year?	NO
Student's Highest Level of College	NEVER ATTENDED COLLEGE EVER
Completed at Work study?	DO NOT KNOW
Student's Gender	FEMALE
Taggart Student Work Selective Service System?	
Student's Director's Address	
Student's Director's Address	

Student Aid Eligibility Worksheet

School Selection

School Information

Student's High School Name (question 27)	LAKE
Student's High School City (question 28)	BOZEMAN
Student's High School State (question 29)	MT
First College (question 30)	UNIVERSITY OF MONTANA
First College City (question 31)	BOZEMAN
Second College (question 32)	
Second College City (question 33)	
Third College (question 34)	
Third College City (question 35)	
Fourth College (question 36)	
Fourth College City (question 37)	
Fifth College (question 38)	
Fifth College City (question 39)	
Sixth College (question 40)	
Sixth College City (question 41)	
Seventh College (question 42)	
Seventh College City (question 43)	
Eighth College (question 44)	
Eighth College City (question 45)	
Ninth College (question 46)	
Ninth College City (question 47)	
Tenth College (question 48)	
Tenth College City (question 49)	

Signing the FAFSA

- A student signature and one parent signature is required to submit the FAFSA.
- Can be done using the FSA ID or printing out a signature page

The screenshot displays the 'Signature Status' page of the FAFSA application. At the top, a progress bar shows the following steps: Student Demographics, School Selection, Dependency Status, Parent Demographics, Parent Financials, Student Financials, Sign & Submit, and Confirmation. The first six steps are marked with green checkmarks, while 'Sign & Submit' is marked with a pencil icon. Below the progress bar, a blue-bordered box contains an information icon and the text: 'Both you and a parent need to sign your FAFSA. Only sign for yourself. If you and your parent are not together, one of you can sign, save the application and then exit. Give the "save key" to the other person who can log in with it and sign and submit the FAFSA. Be sure not to mix up your and your parent's FSA IDs when signing.' Below this, there are two main sections. The left section is titled 'Student Signature Needed' and shows 'Signature Status: Unsigned' with a button labeled 'PROVIDE STUDENT SIGNATURE'. The right section is titled 'Parent Signature Needed' and also shows 'Signature Status: Unsigned' with a button labeled 'PROVIDE PARENT SIGNATURE'. At the bottom right, there is a 'PREVIOUS' button. The footer includes the text 'Site Last Updated: Sunday, September 27, 2020', a link to 'Download Adobe Reader', and a copyright notice '©2010 fafsa.gov. All rights reserved.'

Parent Signature

- Parent must sign if parental information was provided.
- Make sure the right parent box (parent 1, or parent 2) is checked when providing the FSA ID to sign
- Signing electronically will expedite the processing of the FAFSA.
- If a parent has multiple children in college, the same FSA ID can be used to sign each FAFSA.
- If error is generated with parent FSA ID, check parent demographics (name, SSN, DOB) to make sure it matches what was submitted when creating an FSA ID
- If parent cannot obtain an FSA ID, parent can print a signature page.

The screenshot shows the 'Agreement of Terms' page in the FAFSA application process. At the top, a progress bar indicates the steps: Student Demographics, School Selection, Dependency Status, Parent Demographics, Parent Financials, Student Financials, Sign & Submit, and Confirmation. The 'Sign & Submit' step is currently active. Below the progress bar, the section is titled 'PARENT INFORMATION' and 'READ BEFORE PROCEEDING'. It contains a scrollable text area with the following text: 'By signing this application electronically using your FSA ID (username and password) and/or any other credential or by signing a signature page and mailing it to us, YOU, THE PARENT, certify that all of the information you provided is true and complete to the best of your knowledge and you agree, if asked: 1. to provide information that will verify the accuracy of your completed form 2. to provide U.S. or state income tax forms that you filed or are required to file. You also certify that you understand that the Secretary of Education has the authority to verify information reported on your application with the Internal Revenue Service and other Federal agencies. If you sign this application or any document related to the federal student aid programs electronically using a...'. Below this text, there are two radio buttons: 'Agree' (selected) and 'Disagree'. At the bottom right, there are 'PREVIOUS' and 'NEXT' buttons.

The screenshot shows the 'Signature Options' page in the FAFSA application process. At the top, a progress bar indicates the steps: Student Demographics, School Selection, Dependency Status, Parent Demographics, Parent Financials, Student Financials, Sign & Submit, and Confirmation. The 'Sign & Submit' step is currently active. Below the progress bar, there is a section titled 'Parent Signature for' with a circular icon of a document and a pen. It displays the following information: 'Social Security Number: XXX-XX-2222', 'Last Name: last', and 'Date of Birth: 06/06/1900'. Below this, there is a section titled 'What is your (the parent's) FSA ID?' with the instruction 'Do not enter the FSA ID if you are not the parent.' It contains two input fields: 'FSA ID Username, E-mail Address, or Mobile Number' (with the text 'test351' entered) and 'FSA ID Password' (with asterisks entered). Below these fields are links for 'Forgot Username | Create an FSA ID' and 'Forgot Password'. At the bottom right, there is a 'SIGN THIS FAFSA' button. At the bottom left, there is a button labeled 'OTHER OPTIONS TO SIGN AND SUBMIT'. At the bottom right, there are 'SIGNATURE STATUS' and 'NEXT' buttons.

Student Signature

- Student must also agree to the same conditions.
- If student used FSA ID to start FAFSA, student will not be prompted to re-enter it. They will just be asked to click button.
- Signing with FSA ID will expedite the processing of the FAFSA.


The screenshot shows the 'Agreement of Terms' page. At the top, a progress bar indicates the following steps: Student Demographics, School Selection, Dependency Status, Parent Demographics, Parent Financials, Student Financials, Sign & Submit, and Confirmation. The 'Sign & Submit' step is currently active. Below the progress bar, the page is titled 'STUDENT INFORMATION' and 'READ BEFORE PROCEEDING'. It contains a scrollable text area with the following text: 'By signing this application electronically using your FSA ID (username and password) and/or any other credential or by signing a signature page and mailing it to us, YOU, THE STUDENT, certify that you: 1. will use federal and/or state student financial aid only to pay the cost of attending an institution of higher education. 2. are not in default on a federal student loan or have made satisfactory arrangements to repay it. 3. do not owe money back on a federal student grant or have made satisfactory arrangements to repay it. 4. will notify your school if you default on a federal student loan, and 5. will not receive a Federal Pell Grant from more than one school for the same period of time. By signing this application electronically using your username and password, and/or any other credential or 1. the student, agree to the terms outlined above.' Below this text, there are two radio buttons: 'Agree' (selected) and 'Disagree'. At the bottom right, there are 'PREVIOUS' and 'NEXT' buttons. The footer includes 'Site Last Updated: Sunday, September 21, 2010', 'Download Adobe Reader', and '©2010 fafsa.gov. All rights reserved.'

The screenshot shows the 'Signature Options' page. At the top, a progress bar indicates the following steps: Student Demographics, School Selection, Dependency Status, Parent Demographics, Parent Financials, Student Financials, Sign & Submit, and Confirmation. The 'Sign & Submit' step is currently active. Below the progress bar, the page is titled 'Student Signature for'. It displays the following information: 'Social Security Number: XXX-XX-1111', 'Last Name: last', and 'Date of Birth: 06/04/2000'. Below this information, there is a large button labeled 'SIGN THIS FAFSA'. At the bottom right, there are 'SIGNATURE STATUS' and 'NEXT' buttons. The footer includes 'Site Last Updated: Sunday, September 21, 2010', 'Download Adobe Reader', and '©2010 fafsa.gov. All rights reserved.'

Confirmation Page

- Data Release Number (DRN) can be used by colleges to look up the student's FAFSA.
- Parents can transfer their FAFSA info to another sibling's FAFSA by clicking on the transfer link. This option will not be shown again.
- A preliminary EFC is calculated.

2021-2022 Confirmation Page

**Congratulations, First!**
Your FAFSA was successfully submitted to Federal Student Aid.

Confirmation Number: 7 0063068903 07/13/2020 16:32:00
Data Release Number: [1002530848](#)

What Happens Next

- In 7-10 business days, we will email you a Student Aid Report (SAR) notifying you that your FAFSA was processed.
- Your FAFSA information will be made available to your school(s), and they will use it to determine the aid you may be eligible to receive.
- Your school(s) will contact you if they need more information or when they are ready to discuss your financial aid award.
- If you have questions about your financial aid package, contact your school(s).

[PRINT THIS PAGE](#)

Start your state application to apply for Iowa state-based financial aid.

➔

Does your brother or sister need to complete a FAFSA?

If so, you can transfer your parent's information into a new FAFSA for your brother or sister to use later. Your parents will have to provide a signature again, but that's all.

➔

[Expand All](#)

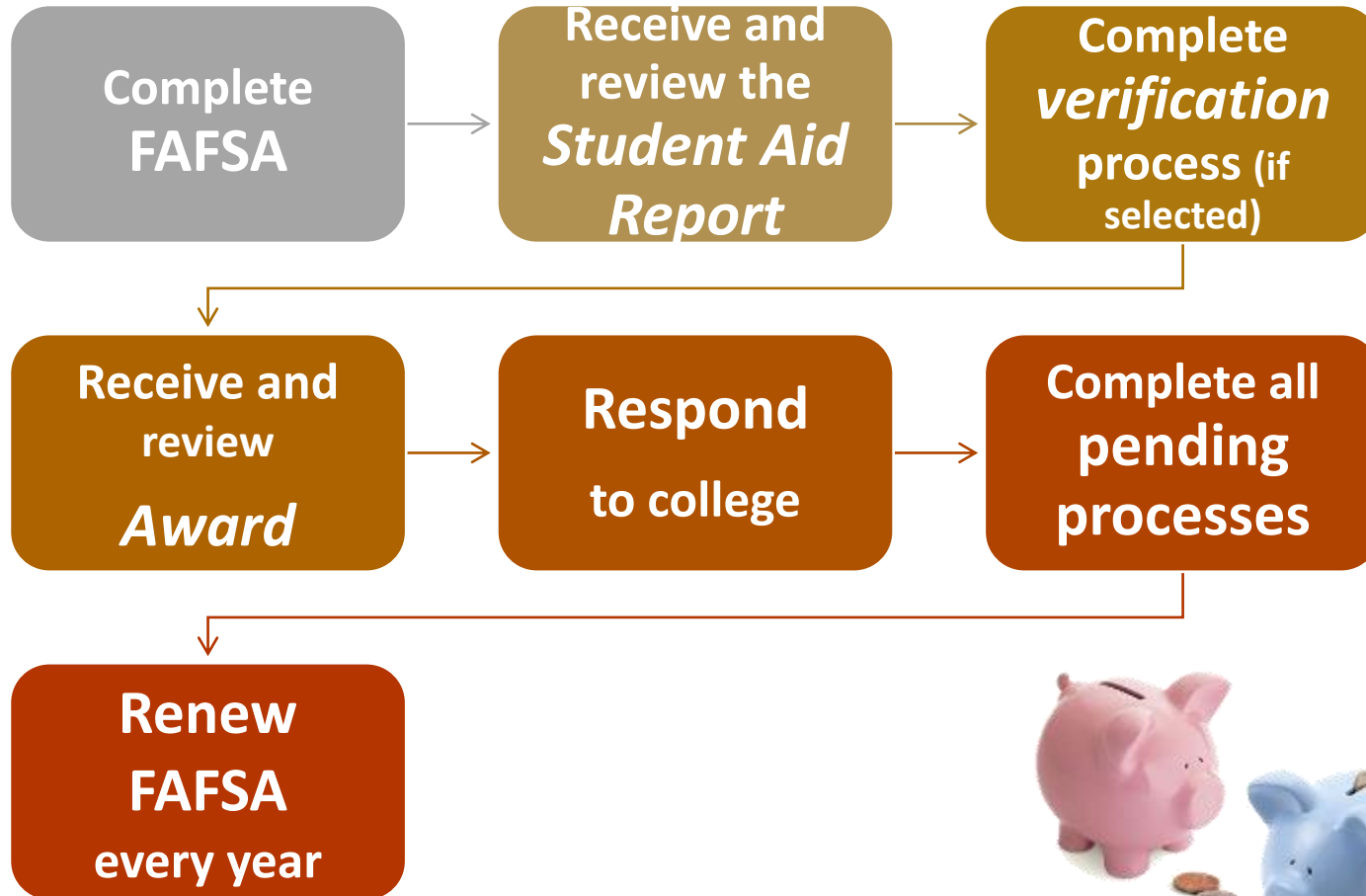
> Estimated Expected Family Contribution (EFC) = 002592

> IRS Information

> School(s) on your FAFSA:

School Name	Graduation Rate	Retention Rate	Transfer Rate	Additional Information from College Scorecard
MID-ATLANTIC CHRISTIAN UNIVERSITY	31%	62%	0%	NA

The Financial Aid Process



Questions?

Martha Gutierrez

Martha.Gutierrez@illinois.gov

630-946-3688

This presentation is available under the Creative Commons Attribution-NonCommercial-NoDerivatives License. Copyright 2016 Illinois Student Assistance Commission.



ISAC College Q&A

- Questions about financial aid?
- Questions about getting to college?
- Text with our experts!

Pick the area code closest to you and text us your name.

(217) 207-3265

(309) 306-7066

(618) 223-6450

(630) 216-4910

(708) 252-3890

(773) 453-9520

(815) 242-4630

(847) 243-6470